

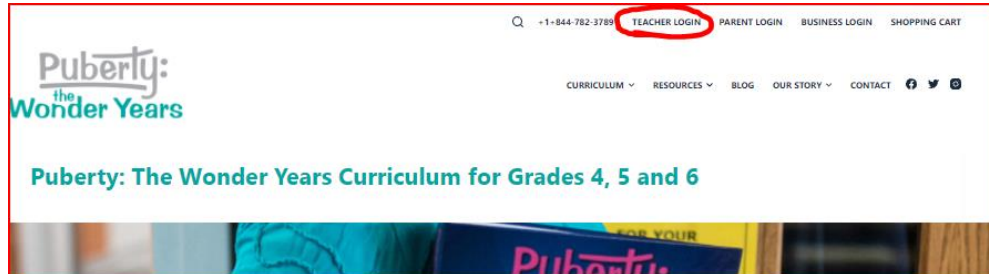


Directions:

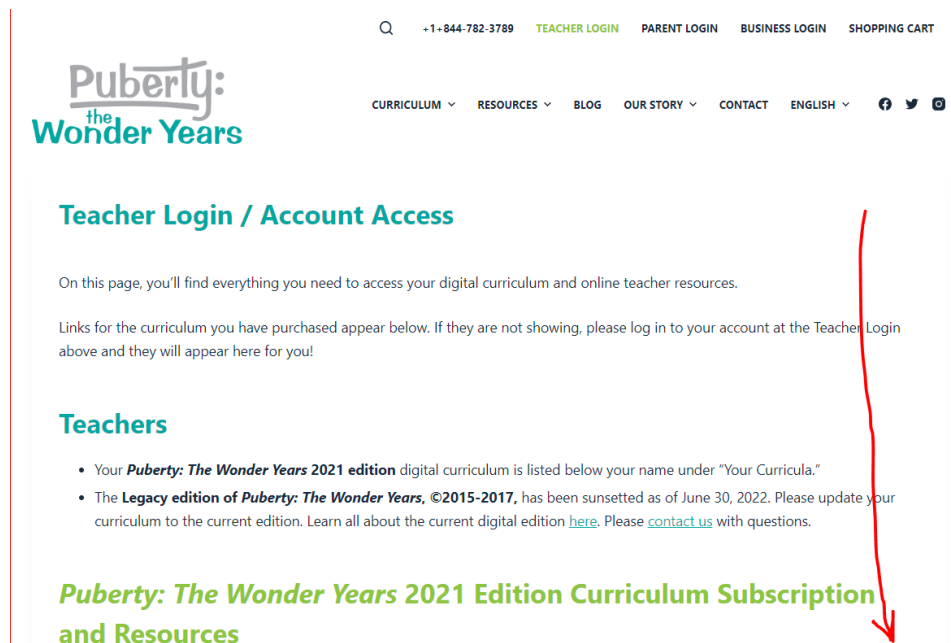
- Please follow these steps to register up to 10 members of your curriculum review team.
- If you have more than 10 people, please have a co-chair register them.

Step 1: Register for your 60-day curriculum preview at <https://pubertycurriculum.com/preview-puberty-the-wonder-years/>.

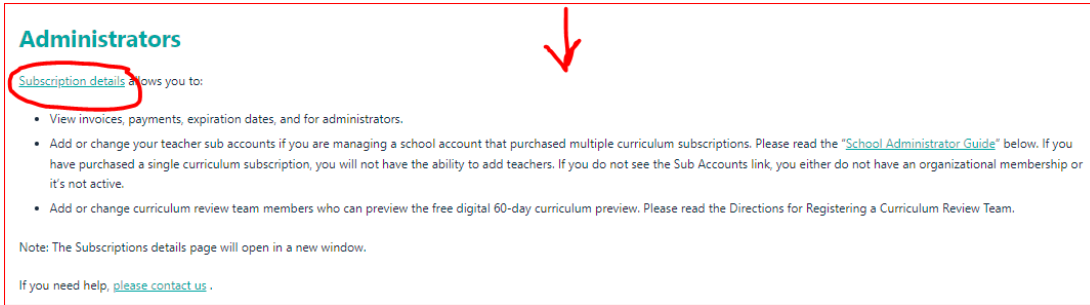
Step 2: Go to <https://pubertycurriculum.com/> and click on “Teacher Login” at the top of the page.



Step 3: Log in using your school email and the password you selected when you completed the form to get your curriculum preview in step 1. Scroll down to the section titled “Administrators.”



Step 4: Click on the hotlink “Subscription Details.”



Administrators

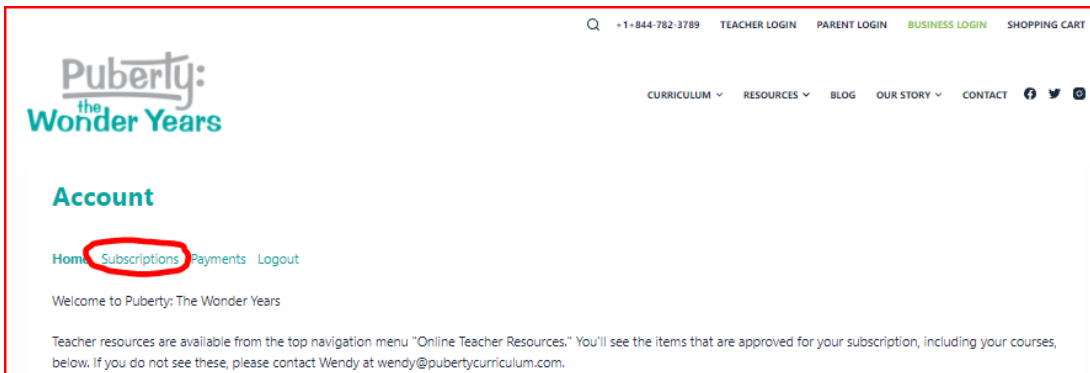
[Subscription details](#) allows you to:

- View invoices, payments, expiration dates, and for administrators.
- Add or change your teacher sub accounts if you are managing a school account that purchased multiple curriculum subscriptions. Please read the “[School Administrator Guide](#)” below. If you have purchased a single curriculum subscription, you will not have the ability to add teachers. If you do not see the Sub Accounts link, you either do not have an organizational membership or it’s not active.
- Add or change curriculum review team members who can preview the free digital 60-day curriculum preview. Please read the Directions for Registering a Curriculum Review Team.

Note: The Subscriptions details page will open in a new window.

If you need help, [please contact us](#).

Step 5: Click on “Subscriptions” on the new page.



Puberty:
the Wonder Years

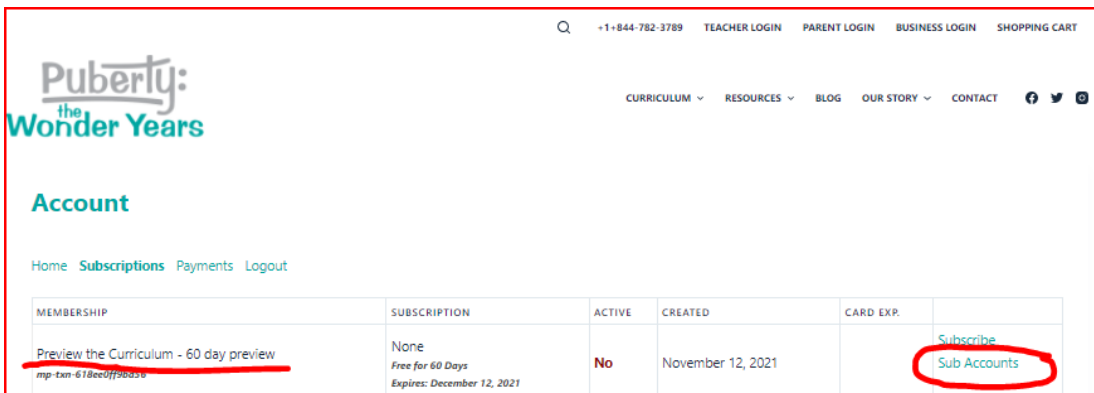
Account

Home **Subscriptions** Payments Logout

Welcome to Puberty: The Wonder Years

Teacher resources are available from the top navigation menu “Online Teacher Resources.” You’ll see the items that are approved for your subscription, including your courses, below. If you do not see these, please contact Wendy at wendy@pubertycurriculum.com.

Step 6: Find your Subscriptions by scrolling down. Find the one labeled “Preview the Curriculum – 60-day preview.” To the right is a hotlink titled “Sub Accounts.” Click on it.



Puberty:
the Wonder Years

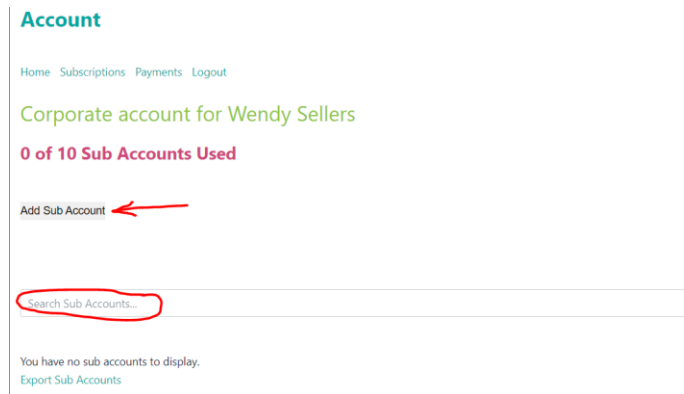
Account

Home **Subscriptions** Payments Logout

MEMBERSHIP	SUBSCRIPTION	ACTIVE	CREATED	CARD EXP.	
<u>Preview the Curriculum - 60 day preview</u> <small>mp-txn-618ec0ff98a5a</small>	None <i>Free for 60 Days</i> <i>Expires: December 12, 2021</i>	No	November 12, 2021		Subscribe Sub Accounts

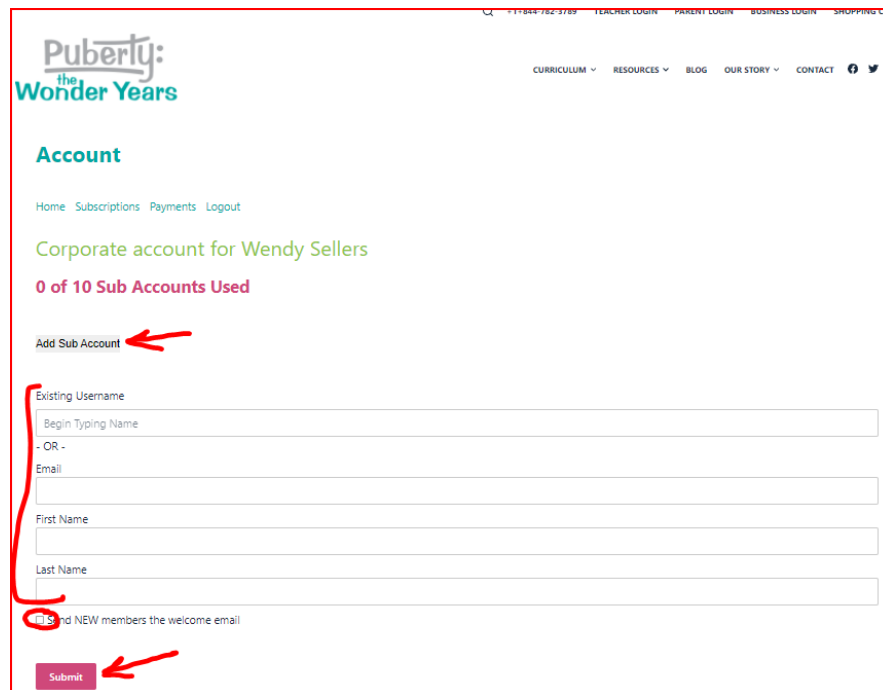
Step 7: Add your team members.

If your team members have an **EXISTING** account on Puberty: The Wonder Years, you can enter their school email in the box that says “Search Sub Accounts...” to add them to the preview.



If your team members need a **NEW** account:

- Click on "Add Sub Account." Enter the contact information for the first team member.
- Click on the box to “Send NEW members the welcome email.”
- Click the pink “submit” button.



Repeat to add up to 10 names of your team.

Contact us if you have any trouble: orders@PubertyCurriculum.com