


Renew Your Subscription to Puberty: The Wonder Years



Thank you for choosing *Puberty: The Wonder Years*! We're excited that you've decided to renew your curriculum subscription. Please select your role and read the matching instructions to renew your curriculum:

- Teacher: You purchased one subscription for one teacher. (below)
- Administrator: You purchased multiple subscriptions and registered multiple teachers (see page 3)

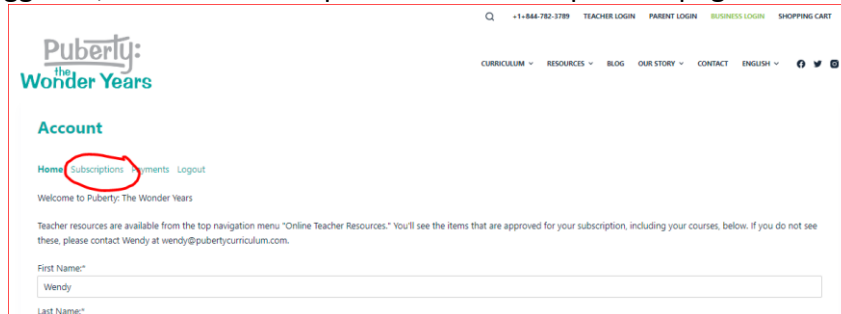
Contact us at orders@pubertycurriculum.com if you have any questions or challenges.

Teacher Instructions

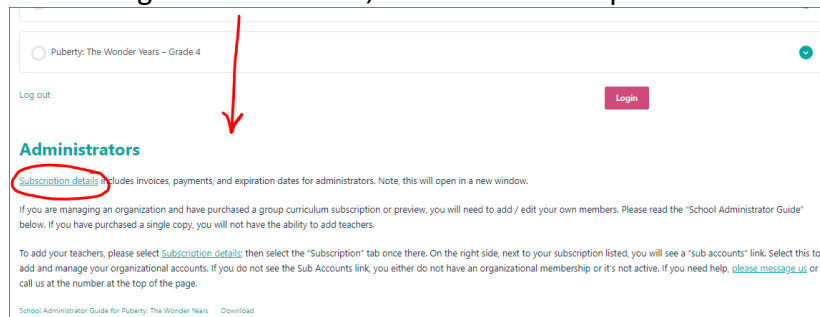
Step 1: Login to your account at <https://pubertycurriculum.com/>. Click on "Teacher Login" and enter your username (school email address) and password.



Step 2: Once logged in, click on "Subscriptions" near the top of the page.



Step 3: When the new page opens, scroll down below the list under "Your Curricula." Under the heading "Administrators," Click on "Subscription Details."

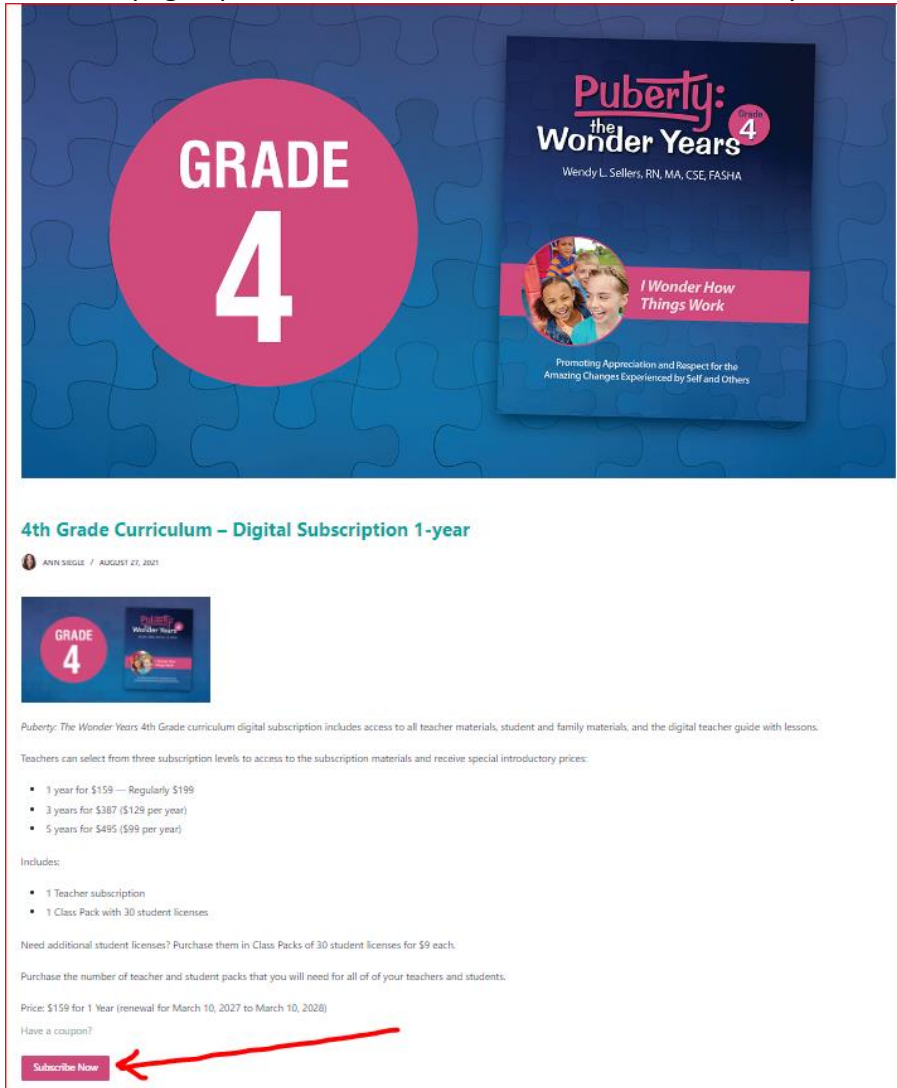


Step 4: When the next page opens, find your curriculum. Click on “Renew” to the right of the curriculum name.



MEMBERSHIP	SUBSCRIPTION	ACTIVE	CREATED	CARD EXPIRES	
Free Lesson 5th Grade - Michigan mp: tes-63659e0e5064	None Free for 10 Days Expires: November 14, 2022	No	November 4, 2022		Subscribe
mp: tes-63659e0e5064	None Free Expires: November 14, 2022	No	November 4, 2022		Subscribe
4th Grade Curriculum - Digital Subscription 1-year mp: wo_ar7748jp-5825b645360 <small>* This transaction is handled via WooCommerce.</small>	None Free for 1 Year Expires: March 10, 2027	Yes	March 10, 2022		Renew

Step 5: When the next page opens, scroll down to click the button that says “Subscribe Now.”



4th Grade Curriculum – Digital Subscription 1-year

ANN SIEGEL / AUGUST 23, 2021

Puberty: The Wonder Years 4th Grade curriculum digital subscription includes access to all teacher materials, student and family materials, and the digital teacher guide with lessons.

Teachers can select from three subscription levels to access to the subscription materials and receive special introductory prices:

- 1 year for \$159 — Regularly \$199
- 3 years for \$387 (\$129 per year)
- 5 years for \$495 (\$99 per year)

Includes:

- 1 Teacher subscription
- 1 Class Pack with 30 student licenses

Need additional student licenses? Purchase them in Class Packs of 30 student licenses for \$9 each.

Purchase the number of teacher and student packs that you will need for all of your teachers and students.

Price: \$159 for 1 Year (renewal for March 10, 2027 to March 10, 2028)

Have a coupon?

Subscribe Now

Step 6: When the next page opens, enter your information to make your purchase and click on the button labeled “Submit.” Your new curriculum subscription will be added to the end of your current subscription once it ends.

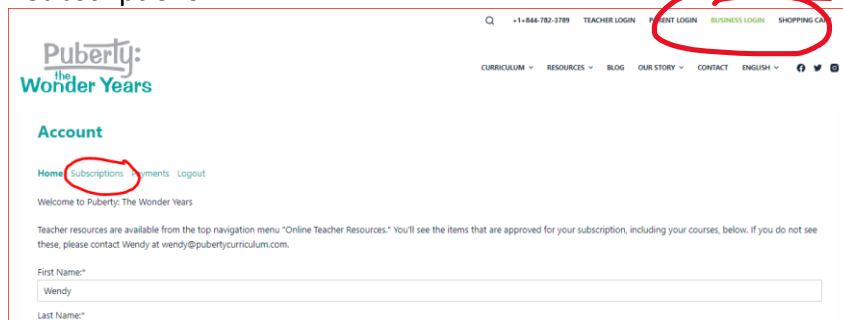
Administrator Instructions

As the school account administrator, you will renew your curriculum subscriptions with its subaccounts.

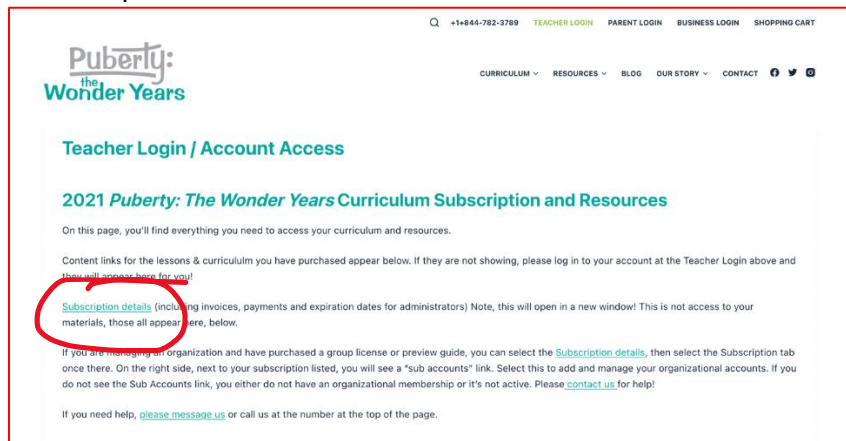
Step 1: Follow the Teacher Instructions for Steps 1 through 6. (on pages 1 & 2)

Step 2: Once your purchase is complete, you can go to “Teacher Login” again and check the subaccounts to make sure the appropriate teachers are registered for their curriculum.

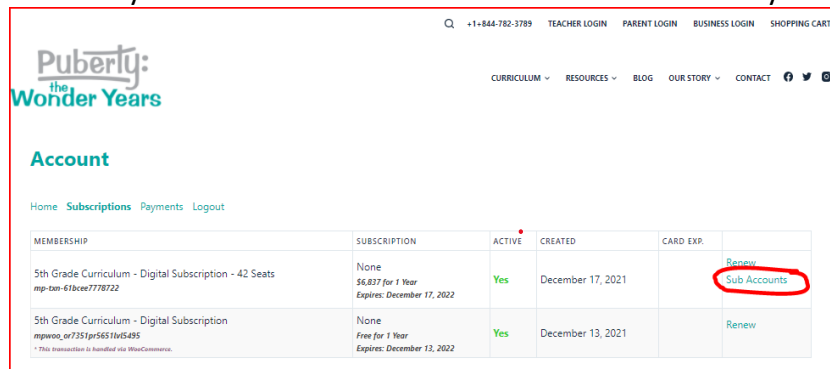
Step 3: Click on “Subscriptions.”



Step 4: Click on “Subscription details.”



Step 5: Find the name of your curriculum. Click on “Sub Accounts” next to your subscription.



Notes:

- Your subscriptions listed here will be what your school purchased: 1) your admin subscription created when you made the purchase and 2) the additional sub account subscriptions for the teachers.
- If you keep the same subscription length (1-year, 3-year, or 5-year) when you renew your curriculum subscription, the teacher subaccounts will automatically be renewed as they were before.
- If you change the subscription length (1-year, 3-year, or 5-year) when you renew your curriculum subscription, you will need to re-register the teachers as sub accounts. Instructions are below.

How to Add Teacher Sub Accounts

Once you're in the subscription area, you can add teachers as sub accounts to your corporate account one of three ways:

- Option 1: Add them one by one using "Add Sub Account"
- Option 2: Add them by sending them a link to add themselves
- Option 3: Upload a CSV file

Option 1:

Add teachers as sub accounts of your corporate account one by one using "Add Sub Account."

Corporate account for Ann Siegle

1 of 10 Sub Accounts Used

You successfully added a sub account

Add Sub Account

Add Sub Account

Existing Username

Siegleannt

- OR -

Email

annteresa@yahoo.com

First Name

Ann

Last Name

Teresa

Send NEW members the welcome email

Submit

If the teacher member is already a subscriber (if you or your district owned a previous version of the *Puberty: The Wonder Years* curriculum or had a subscription to another product) you can search for their username (username is their school email address) or just type it in.

Add Sub Account

Existing Username

- OR -

Email

First Name

Last Name

Send NEW members the welcome email

Option 2:

If you would rather have teachers do this themselves, copy and paste the “subscribe using this link” link to an email to your teachers and instruct them how to add themselves. The teacher username must be their school email address.

Signup URL

People signing up with this link will be automatically added to your account

Option 3:

If you would rather upload a list, you can upload a CSV file. The teacher username must be their school email address.

Import Sub Accounts via CSV

(Maximum 200 Sub Accounts per CSV file)

Send NEW members a password reset link (does not email existing members)

Send NEW members the welcome email if they haven't received it already for the membership.

No file selected.

Staff Changes: Removing or Changing Teacher Sub Accounts

Once you've added teacher sub accounts, you can remove them by selecting “Remove.” You may add a replacement teacher as a sub account in their place.

Page 1 of 1 (1 Sub Accounts)

USERNAME	EMAIL	FIRST NAME	LAST NAME	
Siegleannt	asiegle@paradise-graphic.com	Ann	Siegle	<input type="button" value="Remove"/>

[Export Sub Accounts](#)

Teacher Login

Once your teachers are added as sub accounts of your account, they can log in to access their curriculum and resources:

1. Go to <https://pubertycurriculum.com/>
2. Click on “Teacher Login” and enter their username (their school email address) and password.
3. Scroll down the Teacher Login / Account Access page. The links on that page will take them to their curriculum subscription(s) in our learning management system.

Updated 2023-2-22